

Y12 A level Photography Transition Project 2020 'Senses'

What?

Research and explore the theme **'Senses'** and create a series of photographs inspired by this.

How?

Make a Google Slide Document on the Drive and produce a combination of photographs and digital edits in response to the theme, using a range of techniques and processes.

Why?

To develop and refine your observation and photography skills by looking more closely at things around you that you see and experience every day, and to experiment with editing techniques.



Senses

It is the aim of many photographers to show not just what a place, person or object looked like, but also what it felt like to be there. It can be a challenge to convey the senses of seeing, listening, tasting, smelling, and touching through a photo, but by taking some time and thought as to how you can heighten the viewer's senses, you can transport someone to a different place and time through your images. By using and focussing on your five senses, you will also begin to notice important details which are often overlooked, from the sound of a repetitive dripping tap, to the smell of the air outside when it has just rained.



Touch
Sight
Hearing
Smell
Taste



Task 1

Create a mindmap on 1 Google Slide (or do a hand drawn one and scan it in) exploring the **5 senses** in relation to photography. Think about the ways that photographs can remind us of experiences and feelings and how we perceive this using our senses, How can smells, tastes and sounds be captured in a photograph?

Task 2

Research and analyse the work of the 6 photographers on the slides below and create 2 Google Slides for each one. Look closely at how their work relates to the senses and discuss this in your analysis. Remember to use the Photography Formal Elements in your annotations.

Task 3

Take 2 photographs for each of the headings on 'The Senses' slide. The first one should be a literal representation of the description, and the second should be a more abstract version without any recognisable features or objects.

Task 4

Create your own series of photographs exploring each of the 5 senses. You can use whatever editing techniques and processes you feel most appropriate, and you should also think about how you could present your images to enhance the sensory experience of the viewer. Each sequence/sense should consist of 6 finished images and you should add your contact sheets and editing process to your Google slides as usual with full annotations.

Task 3

Take **2 photographs** for each of the themes on the next slide for all 5 different senses.

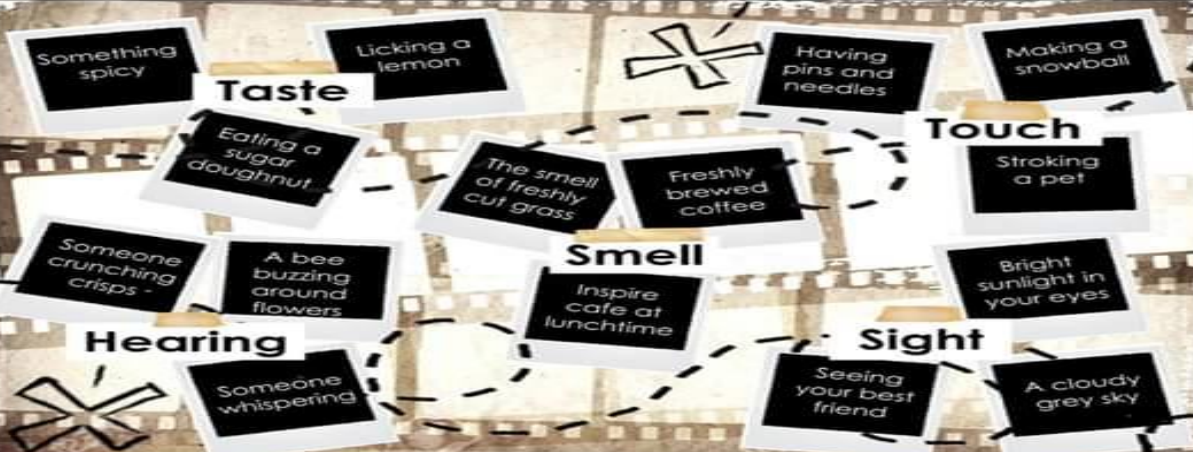
- The first photo should be a **literal** representation of the description, such as a lawn mower for the smell of freshly cut grass.
- The second should be a more **abstract** version without any recognisable features or objects. It could include the colours, shapes and textures that you associate with the smell.



Photo 1: Cut grass by Mrs Clazey. She has hayfever and whilst she loves the smell of cut grass, it makes her sneeze, therefore she has chosen to photograph a tissue and hayfever tablet.



Photo 2: Cut Grass. In this image, Mrs Clazey has chosen to imagine being really close up in amongst the blades of grass, and has made parts of the image out of focus to convey how dizzy the smell of the grass makes her feel.



Task 4

Create your own personal series/sequence of photographs exploring **each of the 5 senses**.

- You can use whatever editing techniques and processes you feel most appropriate, and you should also think about how you could present your images to enhance the sensory experience of the viewer.
- Each sense/sequence should consist of 6 finished images.
- Use your photographers research and the slides below about each sense for ideas and inspiration.
- Add contact sheets to your slides and annotate them.
- When editing your images, make sure that you have taken screenshots of different stages to show the process and have annotated this.



Smell

A single smell can take you back in time and suddenly you remember a childhood memory such as your favourite school dinner (Chicken Burger Wednesday for CLV Students) or even the smell of the changing rooms at school! Think about ways to capture a specific smell in your photographs, or a suggestion of the smell from a particular food, environment or person. How could your photographs suggest or evoke memories of a time and a place through the sense of smell?



Think about:

- What triggers the sense of smell you are trying to convey?
- When you think of the smell, what images immediately come to mind?
- Is this smell and memory personal to you, or would others also experience it when looking at your photos?
- Could you use objects as prompts and shoot them close up or using a macro setting to create a more abstract image?

Taste

We rely so much on our eyes to gain a first impression of what would taste good; there is the saying that you eat with your eyes, meaning that visuals are an important factor in taste. When we taste something, we often associate it with the colour, the texture, the smell and the temperature which creates a whole experience. Think about eating your favourite food or drink and the emotions associated with this, are the sensations warm, sweet, crunchy, cold?

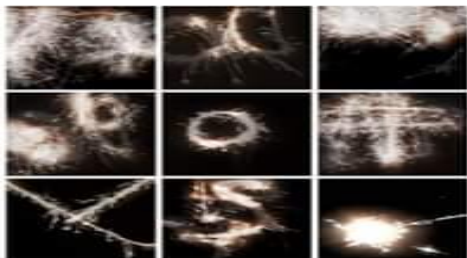


Think about:

- How can you describe and convey the way something tastes visually in an image?
- How could you make the viewer feel as if they could actually taste the subject matter?
- Could you show different taste sensations such as sweet, sour, bitter and savoury in your images?

Hearing

How could you photograph the sounds and things that you hear in a photograph? Although photographs are visual and often based on how they look rather than how they sound, it is possible to incorporate an element of sound into a photograph. Video is an option here, but a sense of sound can also be achieved with a still image. In a photograph of a group of children playing, you can often 'hear' them chattering away, and in a photograph of trees blowing in the wind, you can often 'hear' the sound of the leaves rustling as they move, or fireworks as they crackle in the sky.



Think about:

- What kind of sounds can you hear when you look at a still image?
- Could you use a frozen moment in time, to suggest implied sound, for example a person walking across a room with a foot in the air mid-motion with a sense of movement, means that that the viewer imagines they can hear the moment the foot is placed on the ground.

Touch

In many photographs, you can often imagine the feeling of being able to reach out and actually touch the object or person in the photograph. Some photographers achieve this by focussing closely on details which show surface texture which increases our sense of touch. Think about what it feels like to hold someone's hand, stroke your pet or have a cold winter wind blow in your face. How could you capture and convey these experiences in your photographs?



Think about:

- How do you feel when you touch different surfaces and what shapes and colours immediately come to mind?
- How could you make the viewer feel as if they could actually touch the subject matter?
- Could you use a macro setting to focus on the close up details and texture of the surface?

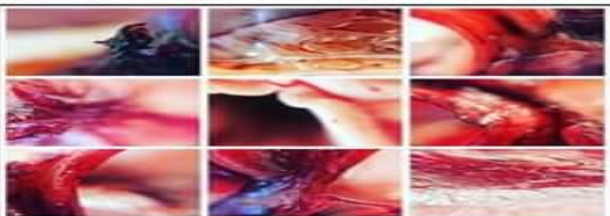
Sight

Photography is a medium which is largely based on the sense of sight, both when creating an image and looking at it afterwards. How can you create a photograph that conveys a sense of sight or a memory of something that you have once seen? Also, how do you go beyond the obvious when creating a photograph that conveys a sense of sight? For example, could you shoot a photo from the perspective of a child to show how you as a child saw a scene?



Think about:

- When you think of a visual memory or sight, what images immediately come to mind?
- Is your image in colour or black and white? Why?
- Is this view personal to you, or would others also experience it when looking at your photos?
- Could you use a macro setting to create a more abstract image?



Links to read and use for inspiration

[What Does a Photograph Sound Like?](#)

[Seeing in the dark: blind photographers talk about their work](#)

[The work of blind photographers – in pictures | Art and design](#)

[This video shows how a sense of taste can inspire photography](#)

[Representing invisible subjects: How to photograph music](#)

[How scent, emotion, and memory are intertwined — and exploited](#)

[The Sentimental Sense](#)

[How to Use Texture To Create a Sense of Touch in Photography](#)