

Westfield Academy School Uniform and Equipment

School Uniform

Successful schools have high standards of behaviour punctuality and uniform. We would like all our students to be proud to come to school and to see themselves as ambassadors for the Westfield community. When students arrive at school in the correct uniform we believe they are a credit to staff and parents alike. What they are demonstrating is that they are here to do their best to make you proud and take their education seriously. We also hope that taking their appearance seriously will prepare our students for their future careers.

In exceptional cases Westfield does however hold a small hardship fund to support parents and carers if needed. All enquiries are to be made in writing to Mrs D Newlyn, Admissions Officer. We will support pupils with medical conditions that require non-school sanctioned items of clothing. **However, all cases to be considered will need to be supported by medical documentation.** Pupils will not be permitted to wear non-school footwear for blisters or minor ailments under any circumstances.

Governors, parents and staff are committed to maintaining high standards therefore students are required to wear the correct uniform each day. Listed below are the “do’s and don’ts” of our Academy’s uniform requirements.

Please be aware that uniform can only be purchased directly from our supplier, please see below for further details. Westfield Academy uniform can be purchased from the supplier Mapac. [MAPAC. Westfield Academy](#)

by phone:



01923 255525 (local rate)
Lines are open:
Monday - Friday 9am - 5pm

by fax:
01923 219035

by phone from outside of the UK:
00 44 (0) 1923 255525

by email:



sales@mapac.net

website:
www.mapac.com

by post:



Mapac Group Ltd
6 Mowat Estate
Sandown Road
Watford
WD24 7UZ

mapac®

Our School Uniform.

Please be aware, students wearing inappropriate school uniform, will be sent home to change.



Blazer

- Navy, with school crest Blazers should be worn at all times including travelling to and from school.
- Staff will give permission to remove the blazer in class as appropriate.
- Jumpers and cardigans are **NOT** an alternative to the blazer.



Sweater

- Navy, V-necked with school crest – **can be purchased through Mapac**
- Black knitwear is **NOT** permitted.



Shirt (boys)

- White, with formal collar and top button
- Shirts should be tucked in to the trousers neatly **NOT** worn over the waist band.
- Shirt buttons should be fastened to the neck.



Shirt/Blouse (Girls)







- White, with a formal collar and top button
- Shirts should be tucked in to the skirt neatly **NOT** worn bloused over the waist band.


Female students should also be aware of whether underwear can be seen through their school shirts, as this is deemed inappropriate.



School Tie

- All students must wear the blue school tie with the school crest – **this can be purchased through Mapac**

	<p>School trousers (Boys)</p> <ul style="list-style-type: none"> • Mid/charcoal Grey or black • Straight leg, not skinny or tapered • Trousers should be worn on the waist NOT below. • No cotton denim or canvas (chino) materials
	<p>School Trousers (Girls)</p> <ul style="list-style-type: none"> • Mid/charcoal grey or black and loose fitting. • Straight legged NOT skinny or bootleg”, • No casual trousers or skinny trousers/jeans e.g., elasticated waists/stretch material are not permitted, nor are trousers with “slits” or decoration.
	<p>School Skirts (Girls)</p> <ul style="list-style-type: none"> • Mid/charcoal grey or black and loose fitting. • Skirts should NOT be rolled over. The length of skirt must be appropriate for school. • Short skirts are considered to be inappropriate; a skirt must be of knee length.
	<p>Socks</p> <ul style="list-style-type: none"> • Boys – black, grey or white. • Girls - black, navy, grey or white socks or black, navy or neutral tights. Tights and socks are to have no decoration or colour other than those stated.
	<p>Smart black shoes</p> <ul style="list-style-type: none"> • Shoes must be black and must be comfortable enough to wear throughout the school day. They should support your child’s feet and protect them during practical lessons. <p>Heels, canvas plimsolls, boots and trainer like shoes are <u>NOT</u> acceptable.</p>
	<p>School coats should be plain and dark – blue or black.</p> <ul style="list-style-type: none"> • Please be aware that only black or navy coats will be allowed to be worn during school. • Hoodies or jackets will NOT be accepted as a coat.

<p>Hats & Scarves</p> 	<ul style="list-style-type: none"> • Permitted in poor winter weather for the journey to/from school only. • Hats (NOT caps) and gloves may only be worn outside during the winter months. • The only permitted scarves are black or navy blue scarves, which are NOT to be worn during lessons.
--	---

<p align="center">Sports Kit - This can be purchased through Mapac.</p> <p>Compulsory items will be the PE socks and the polo top, unisex or the girl's V-neck.</p> <p>Students will be allowed to wear any combination of the kit in PE both for indoor and outdoor lessons. The polo shirt needs to be worn with any of the following shorts, skirt, leggings or tracksuit bottoms all available from Mapac.</p>	
	<p>Unisex panelled polo shirt* or Girl's V-neck sports polo*</p>
	<p>Unisex sports shorts or Girl's panelled skirt</p>
	<p>Unisex sports socks*</p>
	<p>Training trouser or leggings</p>

	<p>Sweat pant</p>
	<p>Quarter Zip Top Or Rain jacket</p>
	<p>Base layer (long sleeved)</p>
	<p>Gym sac OR Sports bag</p>
	<p>Acceptable sports footwear</p>

Acceptable school shoes



Unacceptable school shoes




Acceptable school coats



Unacceptable school coats











<p>Jewellery & Piercings</p>	<ul style="list-style-type: none"> The only permissible jewellery is a wrist watch and one pair of stud ear-rings (one in each ear). No other items are allowed. Facial piercings e.g. eyebrow, lip or chin are <u>NOT</u> permitted. Jewellery and watches should be removed before taking part in PE activities or any physical school activity. The health and safety of our learners is of paramount importance. <p style="text-align: center;"><u>Permitted Items</u></p> <div style="text-align: center;">  </div>
<p>Hair, Makeup, Nails & Tattoos</p>	<ul style="list-style-type: none"> Hair should be of natural colourings and hair accessories need to be simple in nature and not ornate or colourful in any way. <p>All students with long hair must have it tied back during PE lessons or any physical activity.</p> <ul style="list-style-type: none"> Extreme hairstyles are <u>NOT</u> acceptable, such as unnatural colour, two tone or “shaved” hair less than No.2 or with patterns/initials etc. A discreet amount of make-up is allowed for students; no bright lipsticks or eye shadows are to be worn. Make up should be natural looking and blended into the student’s natural skin colouring. Nails need to be of natural colours (soft neutral shades or) French manicure only. Extensions are permitted but must be in a square or soft rounded shape (no extreme/sharp edged shapes will be allowed) and of an appropriate length to meet with PE and health and safety regulations. Students should also have no visible tattoos; this includes whilst they are wearing their PE kit.

Stationery Requirements

All students are expected to be fully equipped with the correct stationery tools for lessons

As a basic requirement, students are expected to have the following items:

<p>Pencil</p> <div style="text-align: center;">  </div>	<p>Pen – blue/black</p> <div style="text-align: center;">  </div>
--	--

<p>Rubber/eraser</p> 	<p>Planner</p> <p>Please note this is supplied to the student on admission into the school.</p> 
<p>Ruler</p> 	<p>Glue Stick</p> 
<p>Maths Set – Compass</p> 	<p>Sharpener</p> 

Use of electrical equipment

If any items of non-school uniform or electrical devices (including mobile phones) are seen or heard on the school site, they will be confiscated from students.

Our procedure here at the Academy is that they are confiscated immediately and returned the following week on a Monday between 2.40 - 3.00 pm from the Administration Office.

If for any reason confiscated items are **needed sooner, parents are asked to come in and collect the item themselves.** More than two confiscations will lead to an after school detention of an hour and refusal to hand over the confiscated item will lead to a day's internal exclusion.

School Procedures

Please note that if your child is starting in **Year 7** they will be given the following items on entry to Westfield Academy - **a school bag and student planner**. Students will be expected to use them daily.

Students in Year 8, 9, 10 and 11 will be given a student planner.

If items are lost or damaged, a replacement will need to be sourced from the school at a cost to parents.